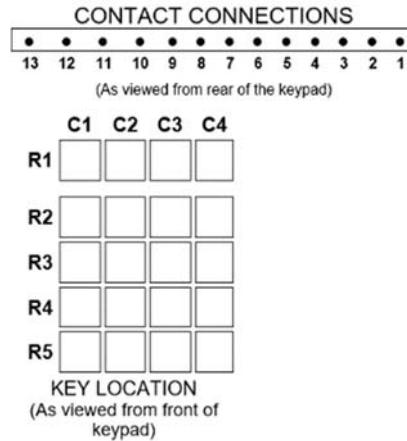

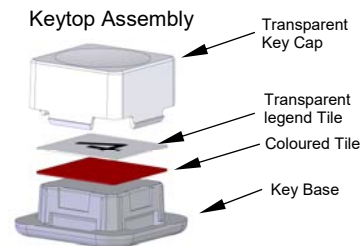


Developed for a wide range of industrial and commercial applications, this keypad incorporates a dedicated space for an LCD (not supplied), protected by a coated, scratch resistant and water sealed polycarbonate window. Its rugged construction ensures reliable performance in exposed, demanding or high traffic public environments. Provision is made for the locating of interface and encoding circuitry on the rear face of the keypad. The FT Integrated Keypad can also be specified with the unique Storm 'Graphics' keytop technology. These innovative keytops enable customization of keytop characters and colours. Please refer to Graphic Series keypads datasheet for more information and Storm's 'Graphics' keytop technology.



| CONTACT MATRIX | |
|----------------|-------------|
| CONNEX. PIN | ROW/ COLUMN |
| 1 | NOT USED |
| 2 | TAMPER |
| 3 | R2 |
| 4 | R3 |
| 5 | C1 |
| 6 | C2 |
| 7 | C3 |
| 8 | C4 |
| 9 | R5 |
| 10 | R4 |
| 11 | R1 |
| 12 | TAMPER |
| 13 | NOT USED |

FT4K version only : to customise the layout, place a colour tile and a legend tile onto the key base, and clip the keycap over the top.



Electrical

| | |
|-----------------------|-------------------------|
| Contact Bounce | 5 ms (max) |
| Contact Resistance | 100 ohms (max) |
| Insulation Resistance | 50 Mohms (min) |
| Breakdown Voltage | 500 V AC (max 60 secs.) |
| Switch Rating | 24V DC, 50mA (max) |
| Connection | X-Y Matrix |
| Anti-Tamper circuit | 24V DC, 10mA (max) |

Part Numbers

| | |
|---------|--|
| FT1K050 | Vandal Resistant Metal Keys no display |
| FT2K050 | Robust Polymer Keys no display |
| FT4K100 | General purpose no display |

Mechanical

| | |
|------------------|---|
| Operational Life | 2 million cycles (min) per key (4 million cycles Vandal resistant) |
| Keytop Travel | 1.4mm nominal |
| Actuation Force | 150 grams nominal |
| Connector | 0.1"pitch, gold plated square pin |

Accessories

| | |
|------------------------|--|
| FTMK010[x] 4200-00X | Under panel mounting kit RS232 PC interface |
|------------------------|--|

Dimensions

Overall sizes 178 H x 120 W x 54 D mm

| | |
|-------------------------------|---|
| Under panel cut-out | 169 H x 111W mm |
| On Panel cut-out | 165 H x 109 W mm |
| Cut-out DXF and Surface Model | Download from www.storm-interface.com |

Performance

| | |
|---------------------|--|
| Operational Temp | -20°C to 60°C |
| Impact Rating | 5 J |
| Vibration/Shock | ETSI 300 019 5M3 |
| Water / Dust sealed | IP65 (when fixed to suitable panel) IP67 (Vandal Resistant) |

